



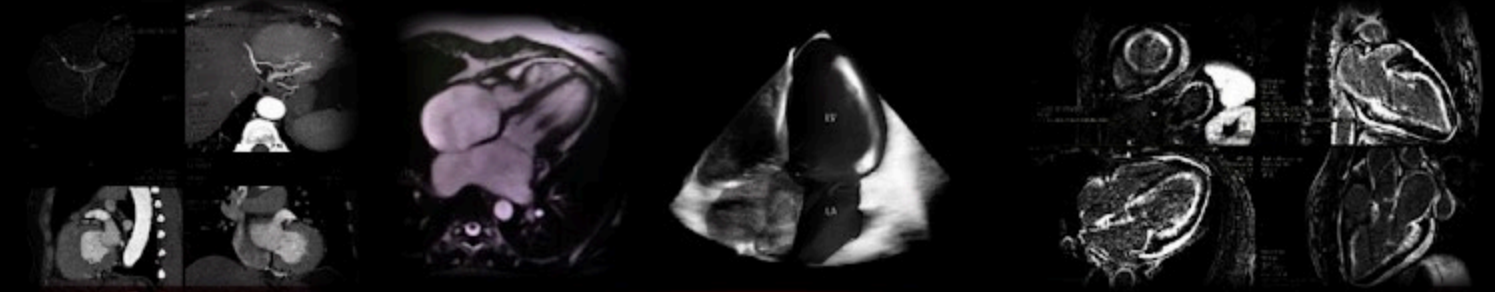
16TH

ASCI

Congress of
Asian Society of Cardiovascular Imaging
Bali Nusa Dua Convention Center (BNDCC)
Bali, Indonesia

Collaborative Approach In Optimizing Cardiovascular Imaging

10th - 12th August, 2023



www.ascibali2023.org

Congress Information



SAVE
the date

16TH ASCI
Congress of
Asian Society of Cardiovascular Imaging
Bali Nusa Dua Convention Center (BNDCC)
Bali, Indonesia

**Collaborative Approach In
Optimizing Cardiovascular Imaging**

August 10th - 12th, 2023

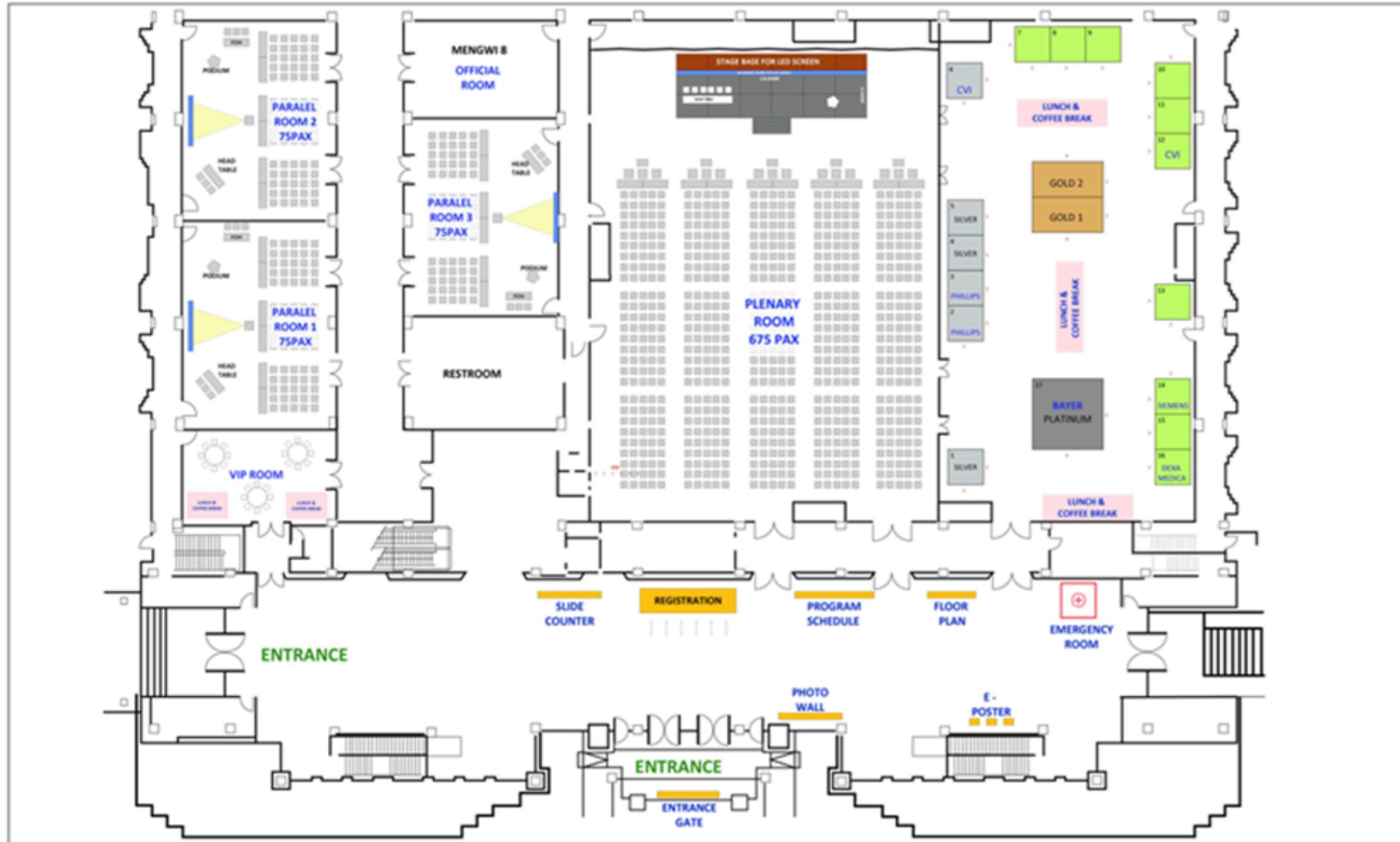
SECRETARIAT:
Ms. Silvia
KOMPLEKS PERKANTORAN DUTA MERLIN BLOK C 35 - 38
Jl. Gajah Mada 3 - 5, Jakarta 10130
Telp : +6221-6386-9502
Mobile : +62 816-995-230
Email : asc2023@pharma-pro.com
silvia@pharma-pro.com

Scan
for
Registration

www.ascibali2023.org

- **Date** : 10-12 August, 2023
- **Venue** : Bali Nusa Dua Convention Center (BNDCC), Bali - Indonesia
- **Website** : www.ascibali2023.org
- **Theme** : Collaborative Approach in Optimizing Cardiovascular Imaging

Congress Venue



CONFERENCE & EXHIBITION
 FLOOR PLAN

ASCI 2023
11 & 12 AGUSTUS 2023
PECATU HALL, BNDC - BALI

REVISIONS		
NO.	MM/DD/YY	REMARKS
1	8/03/23	BOOTH SIZE 300 X 300
2		PLATINUM 1 UNIT, GOLD 2 UNIT
3		SILVER 6 UNIT, REGULAR 10 UNIT
4		
5		

A 02

Registration

- Registered participants : 471 Participants
- Faculty : 88 Faculty
- Total : 559 Participants

The screenshot shows the website for the 16th Congress of the Asian Society of Cardiovascular Imaging. The header includes the ASCI logo and navigation links: HOME, CONGRESS INFORMATION, SCIENTIFIC PROGRAM, REGISTRATION, ABSTRACT, and a red 'Contact us' button. The main banner features a scenic view of a Balinese temple at sunset with the text: '16th Congress of Asian Society of Cardiovascular Imaging' and the theme 'Collaborative Approach In Optimizing Cardiovascular Imaging'. Below this, it states the dates '10th - 12th August 2023' and the location 'Ball Nusa Dua Convention Center BNDCC Bali, Indonesia'. A video player is embedded in the banner. At the bottom, a countdown timer shows 33 Days, 19 Hours, 22 Mins, and 9 Secs. The Platinum Sponsor is Bayer, with its logo displayed.

TOTAL NUMBER OF :

- Exhibitor :
 - 10 Sponsored Booth
 - 1 Booth for ASCI Office
 - 2 Table for Local Product
- Sponsor : 11
- Support Organizations :

Faculties

NATIONAL FACULTIES (Within Confirmation)

Amiliana Mardiani Soesanto	Indonesia	Rubiana Sukardi	Indonesia
Anisa Rahmadhany	Indonesia	Ryan Ranitya	Indonesia
Arif Mansjoer	Indonesia	Sally Aman Nasution	Indonesia
Benny Zulkarnaen	Indonesia	Sarah Rafika	Indonesia
Birry Karim	Indonesia	Sukman T. Putra	Indonesia
Damayanti Sekarsari	Indonesia	Teguh Santoso	Indonesia
Eka Gunawijaya	Indonesia	Veny Kartika Yantie	Indonesia
Erwin Affandi Soeriadi	Indonesia	Winda Azwani	Indonesia
Heltara Ramandika	Indonesia	Zulhendri	Indonesia
Ida Bagus Rangga Wibhuti	Indonesia		
Ika Prasetya Wijaya	Indonesia		
Indah K Murni	Indonesia		
Indrati Suroyo	Indonesia		
Jacob Pandelaki	Indonesia		
Krishna Pandu Wicaksono	Indonesia		
Lies Dina Liastuti	Indonesia		
Lukman Hakim Makmun	Indonesia		
Lusiani Rusdi	Indonesia		
Melawati Hasan	Indonesia		
Mira Yuniarti	Indonesia		
Mohamad Yanuar Amal	Indonesia		
Mulyadi M. Djer	Indonesia		
Oktavia Lilyasari	Indonesia		
Olfi Lelya	Indonesia		
Putu Utami	Indonesia		
Rakhmad Hidayat	Indonesia		
Reynalzi Yugo	Indonesia		

INTERNATIONAL FACULTIES (Within Confirmation)

Akira Kurata	Japan	Martin Ugander	Australia
Bin Lu	China	Matthias Gutberlet	Germany
Byoung Wook Choi	Republic of Korea	Michelle Williams	UK
Carmen Chan	Hong Kong	Ming - Yen Ng	Hong Kong
Carole Dennie	Canada	Mona Bhatia	India
Elizabeth YY Yoon	Republic of Korea	Nobuo Tomizawa	Japan
Gary Liew	Australia	Robert Manka	Switzerland
Greg Kicska	USA	Rungroj Krittayaphong	Thailand
Hajime Sakuma	Japan	Sang Il Choi	Republic of Korea
Hoai thi thu nguyen	Vietnam	Shyh-Jye Chen	Taiwan
Hyun Jung Koo	Republic of Korea	Steffen E. Petersen	UK
Ibraheem Elmogy	UAE	Stephen Cheung	Hong Kong
Iksung Cho	Republic of Korea	Sung Min Ko	Republic of Korea
Jia-Yin Zhang	China	Tae-Hwan Lim	Republic of Korea
John Hoe	Singapore	Tan Swee Yaw	Singapore
Jong Min Lee	Republic of Korea	Tanop Srisuwan	Thailand
Joon - Won Kang	Republic of Korea	Tarinee Tangcharoen	Thailand
Jou - Hsuan Huang	Taiwan	Trang Nguyen Ngoc	Vietnam
Jung Im Jung	Republic of Korea	Vimal Raj	India
Kakuya Kitagawa	Japan	Whal Lee	Republic of Korea
Kang Eun-Ju	Republic of Korea	Yeon Hyeon Choe	Republic of Korea
Karen Ordovas	USA	Yeun Chung Chang	Taiwan
Ki Seok Choo	Republic of Korea	Yung-Liang Wang	Taiwan
Koen Nieman	USA	Yu-Sen Huang	Taiwan
Lilian Leong	Hong Kong		
Lissa Sugeng	USA		
Martin A. Janich	Germany		

Scientific Program

SCIENTIFIC SCHEDULE

Thursday, August 10th, 2023

Thursday, 10 August 2023									
09.00 - 10.00	Registration								
13.00 - 15.10	Educational course 1 Introduction for Cardiac Imaging : Anatomy and Function Moderator : Jia-Yin Zhang (China) Co moderator : Mira Yuniarti (Indonesia) Pecatu Hall 1	12.30 - 14.40	Educational course 2 Basic Cardiac Anatomy for Congenital Heart Disease Moderator : Sarah Rafika (Indonesia) Co moderator : Jou - Hsuan Huang (Taiwan) Pecatu Hall 2	13.00 - 15.00	Oral Presentation (1) Mengwi 3&5	13.00 - 15.00	Oral Presentation (2) Mengwi 6&7	POSTER SESSION Foyer Pecatu Lobby	EXHIBITION
	13.00 - 13.20		Cardiac Anatomy and function assessment based on CT Michelle Williams (Ukraina)						
13.20 - 13.40	Cardiac Anatomy and function assessment based on CMR Karen Ordovas - SCMR (USA)	12.50 - 13.10	Cardiac Anatomy for CHD based on Echocardiography Oktavia Lilyasari (Indonesia)						
13.40 - 14.00	Cardiac Anatomy and function assessment based on Echo Lusiani Rusdi (Indonesia)	13.10 - 13.30	The role of Invasive Diagnostic Procedure in Complex CHD Mulyadi M. Djer (Indonesia)						
14.00 - 14.10	Discussion	13.30 - 13.40	Discussion						
14.10 - 15.10	Case Demonstration of adult cardiac anatomy and function assessment using CT and CMR Course director : Heltara Ramandika (Indonesia) Panel discussion in CMR Heltara Ramandika (Indonesia) & Elizabeth YY Yoon (Republic of Korea)	13.40 - 14.40	Dry Workshop-Panel discussion Congenital Heart disease (Case demonstration using Visus) Course director : Mohamad Yanuar Amal (Indonesia) Panelists: Shy-Jye Chen (Taiwan)	15.10 - 15.40	Coffee Break (Exhibition Area)	15.10 - 15.40	Coffee Break (Exhibition Area)	POSTER SESSION Foyer Pecatu Lobby	EXHIBITION
	15.10 - 15.40		Coffee Break (Exhibition Area)						
15.40 - 16.40	Workshop Hands on Basic Adult Echocardiography (Sponsor By: PT. Philips) Course director : Lusiani Rusdi (Indonesia) Pecatu Hall 1	15.00 - 18.00	Workshop Hands on Ped Echocardiography (Sponsor By: PT. Philips) Hands on Basic Pediatric Echocardiography Course director : Rubiana Sukardi (Indonesia) Pecatu Hall 2	15.40 - 16.50	Educational course 3 Interesting Cases of Adult and Pediatric Echocardiogram Moderator : Sally Aman Nasution (Indonesia) Co Moderator : Mona Bhatia (India) Mengwi 1&2	15.40 - 16.50	Educational Course 4 Flow Quantification in Valvular Hear Moderator : Indrati Suroyo (Indonesia) Co moderator : Gary Liew (Australia) Mengwi 6&7	POSTER SESSION Foyer Pecatu Lobby	EXHIBITION
			15.40 - 16.10						
15.40 - 17.00	Instruktur : Ryan Ranitya (Indonesia) Lusiani Rusdi (Indonesia) Arif Mansjoer (Indonesia) Birry Karim (Indonesia)	15.25 - 15.45	Most common congenital heart disease Anisa Rahmadhany (Indonesia)	16.10 - 16.40	Pediatric cases Ofi Lelya (Indonesia)	16.00 - 16.20	Structural evaluation of VHD by cardiac CT Koehn Nieman (USA)	POSTER SESSION Foyer Pecatu Lobby	EXHIBITION
		15.45 - 16.05	Basic pediatric echocardiography assessment and interpretation Veny Kartika Yantie (Indonesia)	16.40 - 16.50	Discussion	16.20 - 16.40	Flow Quantification in VHD based on Echo Amiliana Mardiani Soesanto (Indonesia)		
		16.05 - 16.20	Presentation Philips			16.40 - 16.50	Discussion		
		16.20 - 17.45	Hands-on Sarah Rafika (Indonesia) Veny Kartika Yantie (Indonesia) Eka Gunawijaya (Indonesia) Rubiana Sukardi (Indonesia)						
		17.45 - 17.50	Closing						
18.30 - 20.00	Faculty Welcome Dinner (Invited Only)								

Scientific Program

SCIENTIFIC SCHEDULE

Friday, August 11th, 2023

Friday, 11 August 2023			
07.00 - 09.00	Registration		
08.30 - 09.40	Meet the expert Current Cardiovascular Imaging Role in The Diagnosis of Coronary Artery Disease Moderator : Ika Prasetya Wijaya (Indonesia) Co moderator : Bin Lu (China) Pecatu Hall 1 & 2		
08.30 - 08.50	Patient safety, medico-legal and ethics consideration in diagnostic of cardiovascular disease Ika Prasetya Wijaya (Indonesia)		
08.50 - 09.10	The Role of Echocardiography in Coronary Artery Disease Sally Aman Nasution (Indonesia)		
09.10 - 09.30	The Role of CT and MRI in Coronary Artery Disease Jong Min Lee (Republic of Korea)		
09.30 - 09.40	Discussion		
09.40 - 10.30	Opening Ceremony Pecatu Hall 1 & 2		
10.30 - 11.40	Sponsored Session (Bayer) Role of Cardiovascular Imaging in Chest pain Moderator : Lukman Hakim Makmun (Indonesia) Co-moderator : Jacob Pandelaki (Indonesia) Pecatu Hall 1 & 2		
10.30 - 10.50	ESC/AHA guidelines on acute & chronic chest pain Matthias Gutberlet (Germany)		
10.50 - 11.10	CT cardiac techniques and optimization for diagnosis & risk assessment in chest pain patient Tanop Srisuwan (Thailand)		
11.10 - 11.30	The Role of contrast media for cardiac MRI 2023 : How contrast media provides better diagnosis & prognosis in chest pain patient Tarinee Tangcharoen (Thailand)		
11.30 - 11.40	Discussion		
11.40 - 13.30	Lunch / Friday Prayer Exhibition Area	11.40 - 13.30	Executive Meeting (Invitation Only) Legion 1 & 2
13.30 - 14.40	Educational course 5 4D flow Imaging CMR (SCMR session) Moderator : Elizabeth YY Yoon (Korea) Co moderator : Sung Min Ko (Republic of Korea) Pecatu Hall 1 & 2	13.30 - 14.40	Scientific Session 1 Imaging in Pediatric Acquired Heart Diseases Moderator : Lillian Leong (Hong Kong) Co moderator : Mohamad Yanuar Amal (Indonesia) Mengwi 1 & 2
13.30 - 13.50	CMR 4D flow for PA and LA pressure Martin Ugander - SCMR (Sweden)	13.30 - 13.50	Pediatric Acquired Heart Diseases based on Echocardiography Sarah Rafika (Indonesia)
13.50 - 14.10	4D Flow MRI in Repaired Tetralogy of Fallot Jou - Hsuan Huang (Taiwan)	13.50 - 14.10	Pediatric Acquired Heart Diseases Function Assessment based on CT & CMR Shyh-Jye Chen (Taiwan)
14.10 - 14.30	Interpretation, clinical application and standart reporting of 4D flow imaging CMR: Cases and experiences Karen Ordovas - SCMR (USA)	14.10 - 14.30	Cardiac Imaging in Thalassemia Patient Damayanti Sekarsari (Indonesia)
14.30-14.40	Discussion	14.30-14.40	Discussion
13.30 - 14.40		13.30 - 14.40	Updated Lecture (1) Radiation Exposure in Nuclear Imaging and CT Scan Moderator : Heltara Ramandika (Indonesia) Co Moderator : Jung Im Jung (Republic of Korea) Mengwi 6 & 7
13.30 - 13.50		13.30 - 13.50	Radiation Dose Exposure CT Scan in Cardiac disease for assessing Coronary Angiography and Cardiac Function Yung-Liang Wang (Taiwan)
13.50 - 14.10		13.50 - 14.10	Post processing procedure in cardiac nuclear imaging examination Zulhendri (Indonesia)
14.10 - 14.30		14.10 - 14.30	Interpretation and standard reporting in cardiac nuclear imaging Erwin Affandi Soeriadi (Indonesia)
14.30 - 14.40		14.30 - 14.40	Discussion

POSTER SESSION
 Foyer Pecatu Lobby
 EXHIBITION

SCIENTIFIC SCHEDULE

Friday, August 11th, 2023

14.40 - 15.50	Educational Course 6 CMR in Cardiovascular Clinical Practice (NASCI session) Moderator : Sung Min Ko (Republic of Korea) Co moderator : Ki Seok Choo (Republic of Korea) Pecatu Hall 1 & 2	14.40 - 15.50	Scientific Session 2 The role of cardiovascular imaging in cardioembolic stroke Moderator : Ika Prasetya Wijaya (Indonesia) Co moderator : Jia-Yin Zhang (China) Mengwi 1 & 2	14.40 - 15.50	Scientific Session 3 The role of imaging in assessment of arterial distensibility and pulmonary hypertension in high risk pediatric Moderator : Rubiana Sukardi (Indonesia) Co moderator : Joon-Won Kang (Republic of Korea) Mengwi 3 & 5	14.40 - 15.50	Educational Course 7 (Sponsor by: GE Healthcare) Moderator : TBA Mengwi 6 & 7
14.40 - 15.00	The role of CMR in differentiating cardiac related systemic disease Carole Dennie (Canada) NASCI	14.40 - 15.00	Cardioembolic stroke: Diagnostic Approach Rakhmad Hidayat (Indonesia)	14.40 - 15.00	Detection of Cardiovascular Risk Factors in Children and Adolescents Sukman T. Putra (Indonesia)	14.40 - 15.10	CT Kang Eun-Ju (Republic of Korea)
15.00 - 15.20	The Role of CMR in patients with implanted devices Greg Kicska (US) NASCI	15.00 - 15.20	Echocardiography procedures for identifying Cardiac Source Embolism Ryan Ranitya (Indonesia)	15.00 - 15.20	The assessment of artery intima-media thickness in children, what is the indication? Indah K Murni (Indonesia)	15.10 - 15.40	Myocardial Perfusion and Viability Using the Latest MR Technology Ming-Yen Ng (Hong Kong)
15.20 - 15.40	The role of CMR for evaluation of Myocardial Ischaemia Stephen Cheung (Hong Kong)	15.20 - 15.40	Non Invasive and Invasive Diagnostic Procedure for Cardioembolic Stroke Jong Min Lee (Republic of Korea)	15.20 - 15.40	The Role of CT in CHD with Pulmonary Hypertension Vimal Raj (India)	15.40 - 15.50	Discussion
15.40 - 15.50	Discussion	15.40 - 15.50	Discussion	15.40 - 15.50	Discussion		
15.50 - 16.00	Coffee Break						
16.00 - 17.10	Educational Course 8 Multimodality Cardiac Imaging for chronic coronary syndrome (ESCR) session Moderator : Birry Karim (Indonesia) Co moderator : Sang Il Choi (Republic of Korea) Pecatu Hall 1 & 2	16.00 - 17.10	Scientific Session 4 New Technology for Coronary Imaging Moderator : Jacob Pandelaki (Indonesia) Co moderator : Trang Nguyen Ngoc (Vietnam) Mengwi 1 & 2			16.00 - 17.10	Updated Lecture (2) Multimodality cardiac imaging in Emergency Ward Moderator : Reynaldi Yugo (Indonesia) Co moderator : Rungroj Krittayaphong (Thailand) Mengwi 6 & 7
16.00 - 16.20	The role of rest and stress echocardiography for chronic coronary syndrome Ida Bagus Rangga Wibhuti (Indonesia)	16.00 - 16.20	Photon - Counting new era CT : Technical, principal and clinical application Nobuo Tomizawa (Japan)			16.00 - 16.20	The Role of Echocardiography in Cardiovascular Emergencies Arif Mansjoer (Indonesia)
16.20 - 16.40	Deep learning method to detect significant stenosis on coronary CT angiography Matthias Gutberlet (ESCR)	16.20 - 16.40	Spectral CT for Coronary Plaque Analysis Mona Bhatia (India)			16.20 - 16.40	Cardio Thoracic CT in emergency setting Vimal Raj (India)
16.40 - 17.00	Regarding valvular heart disease session, 'CT in valvular heart disease' Michelle Williams (Ukraina) (ESCR)	16.40 - 17.00	Invasive coronary imaging: The role of OCT Teguh Santoso (Indonesia)			16.40 - 17.00	is there any role for CMR in emergency? Whal Lee (Republic of Korea)
17.00 - 17.10	Discussion	17.00 - 17.10	Discussion			17.00 - 17.10	Discussion
19.00 - 22.00	Gala Dinner (Additional Register)						

POSTER SESSION
 Foyer Pecatu Lobby
 EXHIBITION

Scientific Program

SCIENTIFIC SCHEDULE

Saturday, August 12th, 2023

Saturday, 12 August 2023						
07.00 - 08.00	Registration					
08.00 - 09.10	Educational Course 9 Update of CT FFR (SCCT Session) Moderator : Nobuo Tomizawa (Japan) Co moderator : Tae-Hwan Lim (Republic of Korea) Pecatu Hall 1 & 2	08.00 - 09.10 Scientific Session 5 Mitral Valve Disease and Cardiac Imaging Periprocedural Procedure Moderator : Amiliana Mardiani Soesanto (Indonesia) Co moderator : Iksung Cho (Republic of Korea) Mengwi 1 & 2	08.00 - 09.10 Educational Course 10 Peripheral Vascular Imaging Moderator : Hyun Jung Koo (Republic of Korea) Co moderator : Whal Lee (Republic of Korea) Mengwi 3 & 5	08.00 - 09.10 Updated Lecture (3) Cardiac Imaging in Pre and Post Heart Transplantation Moderator : Lukman Hakim Makmun (Indonesia) Co moderator : Tan Swee Yaw (Singapore) Mengwi 6 & 7	EXHIBITION	
08.00 - 08.20	AI for CT FFR and coronary atherosclerosis Michelle Williams (Ukraine)	08.00 - 08.20 Mitral valve disease Ida Bagus Rangga Wibhuti (Indonesia)	08.00 - 08.20 CT and MRI based vascular imaging Stephen Cheung (Hong Kong)	08.00 - 08.40 Multimodality Cardiac Imaging assessment for heart transplant (Living Organ Donor & (Heart Transplantation Recipient) Yu-Sen Huang (Taiwan)		
08.20 - 08.40	CT FFR or Stress test after CCTA Kakuya Kitagawa (Japan)	08.20 - 08.40 Periprocedural Echocardiography for Trans catheter edge to edge replacement (TEER) procedure Lissa Sugeng (US)	08.20 - 08.40 Ultrasonography based vascular imaging Birry Karim (Indonesia)	08.40 - 09.00 Cardiac imaging assessment for cardiac devices implantation in heart transplantation candidates Greg Kicska		
08.40 - 09.00	CT FFR in clinical practice: challenges and opportunities Koen Nieman (USA)	08.40 - 09.00 Pre-procedural preparation assessment of CT for Trans catheter edge to edge replacement (TEER) Hoai thi thu nguyen (Vietnam)	08.40 - 09.00 The Role of DSA for vascular disease Jacob Pandelaki (Indonesia)	08.40 - 09.00 Cardiac imaging assessment for cardiac devices implantation in heart transplantation candidates Greg Kicska		
09.00 - 09.10	Discussion	09.00 - 09.10 Discussion	09.00 - 09.10 Discussion	09.00 - 09.10 Discussion		
09.10 - 09.30	Coffee Break Exhibition Area					
09.30 - 10.40	Educational Course (11) Tips and tricks in coronary CTA and interesting cases Moderator : Ika Prasetya Wijaya (Japan) Co moderator : Akira Kurata (Japan) Pecatu Hall 1 & 2	09.30 - 10.40 Scientific Session 6 LAA Closure Moderator : Indrati Suroyo (Indonesia) Co moderator : Mira Yuniarti (Indonesia) Mengwi 1 & 2	09.30 - 10.40 Scientific Session 7 Technical Advancement of Fetal Cardiac Imaging Moderator : Mulyadi M. Djer (Indonesia) Co moderator : Indah K Murni (Indonesia) Mengwi 3 & 5	09.30 - 10.40 Updated Lecture (4) All about Cardiomyopathy Moderator : Byoung Wook Choi (Republic of Korea) Co moderator : Reynalzi Yugo (Indonesia) Mengwi 6 & 7		
09.30 - 09.50	coronary stenosis-CTA detection, quantification and pitfall John Hoe (Singapore)	09.30 - 09.50 Echocardiography preprocedural in LAA closure procedure Lissa Sugeng (US)	09.30 - 09.50 Basic approach Fetal echocardiography Anisa Rahmadhany (Indonesia)	09.30 - 09.50 Echocardiography evaluation in cardiomyopathy Lusiani Rusdi (Indonesia)		
09.50 - 10.10	Current limitations of coronary CTA and future developments needed Hajime Sakuma (Japan)	09.50 - 10.10 The Role of Cardiac CT in Assessing the Left Atrial Appendage Tan Swee Yaw (NHCS, Singapore)	09.50 - 10.10 Pitfall in fetal echocardiography Winda Azwani (Indonesia)	09.50 - 10.10 CMR evaluation in inherited cardiomyopathy Carmen Chan (Hong Kong)		
10.10 - 10.30	Coronary CTA reporting using new CAD-RADS and further considerations Yeon Hyeon Choe (Republic of Korea)	10.10 - 10.30 LAA closure procedure Teguh Santoso (Indonesia)	10.10 - 10.30 Early detection of fetal cardiac anomaly using CMR Su Zhen (China)	10.10 - 10.30 CMR evaluation in infiltrative cardiomyopathy Jung Im Jung (Republic of Korea)		
10.30 - 10.40	Discussion	10.30 - 10.40 Discussion	10.30 - 10.40 Discussion	10.30 - 10.40 Discussion		

SCIENTIFIC SCHEDULE

Saturday, August 12th, 2023

Saturday, 12 August 2023						
07.00 - 08.00	Registration					
08.00 - 09.10	Educational Course 9 Update of CT FFR (SCCT Session) Moderator : Nobuo Tomizawa (Japan) Co moderator : Tae-Hwan Lim (Republic of Korea) Pecatu Hall 1 & 2	08.00 - 09.10 Scientific Session 5 Mitral Valve Disease and Cardiac Imaging Periprocedural Procedure Moderator : Amiliana Mardiani Soesanto (Indonesia) Co moderator : Iksung Cho (Republic of Korea) Mengwi 1 & 2	08.00 - 09.10 Educational Course 10 Peripheral Vascular Imaging Moderator : Hyun Jung Koo (Republic of Korea) Co moderator : Whal Lee (Republic of Korea) Mengwi 3 & 5	08.00 - 09.10 Updated Lecture (3) Cardiac Imaging in Pre and Post Heart Transplantation Moderator : Lukman Hakim Makmun (Indonesia) Co moderator : Tan Swee Yaw (Singapore) Mengwi 6 & 7	EXHIBITION	
08.00 - 08.20	AI for CT FFR and coronary atherosclerosis Michelle Williams (Ukraine)	08.00 - 08.20 Mitral valve disease Ida Bagus Rangga Wibhuti (Indonesia)	08.00 - 08.20 CT and MRI based vascular imaging Stephen Cheung (Hong Kong)	08.00 - 08.40 Multimodality Cardiac Imaging assessment for heart transplant (Living Organ Donor & (Heart Transplantation Recipient) Yu-Sen Huang (Taiwan)		
08.20 - 08.40	CT FFR or Stress test after CCTA Kakuya Kitagawa (Japan)	08.20 - 08.40 Periprocedural Echocardiography for Trans catheter edge to edge replacement (TEER) procedure Lissa Sugeng (US)	08.20 - 08.40 Ultrasonography based vascular imaging Birry Karim (Indonesia)	08.40 - 09.00 Cardiac imaging assessment for cardiac devices implantation in heart transplantation candidates Greg Kicska		
08.40 - 09.00	CT FFR in clinical practice: challenges and opportunities Koen Nieman (USA)	08.40 - 09.00 Pre-procedural preparation assessment of CT for Trans catheter edge to edge replacement (TEER) Hoai thi thu nguyen (Vietnam)	08.40 - 09.00 The Role of DSA for vascular disease Jacob Pandelaki (Indonesia)	08.40 - 09.00 Cardiac imaging assessment for cardiac devices implantation in heart transplantation candidates Greg Kicska		
09.00 - 09.10	Discussion	09.00 - 09.10 Discussion	09.00 - 09.10 Discussion	09.00 - 09.10 Discussion		
09.10 - 09.30	Coffee Break Exhibition Area					
09.30 - 10.40	Educational Course (11) Tips and tricks in coronary CTA and interesting cases Moderator : Ika Prasetya Wijaya (Japan) Co moderator : Akira Kurata (Japan) Pecatu Hall 1 & 2	09.30 - 10.40 Scientific Session 6 LAA Closure Moderator : Indrati Suroyo (Indonesia) Co moderator : Mira Yuniarti (Indonesia) Mengwi 1 & 2	09.30 - 10.40 Scientific Session 7 Technical Advancement of Fetal Cardiac Imaging Moderator : Mulyadi M. Djer (Indonesia) Co moderator : Indah K Murni (Indonesia) Mengwi 3 & 5	09.30 - 10.40 Updated Lecture (4) All about Cardiomyopathy Moderator : Byoung Wook Choi (Republic of Korea) Co moderator : Reynalzi Yugo (Indonesia) Mengwi 6 & 7		
09.30 - 09.50	coronary stenosis-CTA detection, quantification and pitfall John Hoe (Singapore)	09.30 - 09.50 Echocardiography preprocedural in LAA closure procedure Lissa Sugeng (US)	09.30 - 09.50 Basic approach Fetal echocardiography Anisa Rahmadhany (Indonesia)	09.30 - 09.50 Echocardiography evaluation in cardiomyopathy Lusiani Rusdi (Indonesia)		
09.50 - 10.10	Current limitations of coronary CTA and future developments needed Hajime Sakuma (Japan)	09.50 - 10.10 The Role of Cardiac CT in Assessing the Left Atrial Appendage Tan Swee Yaw (NHCS, Singapore)	09.50 - 10.10 Pitfall in fetal echocardiography Winda Azwani (Indonesia)	09.50 - 10.10 CMR evaluation in inherited cardiomyopathy Carmen Chan (Hong Kong)		
10.10 - 10.30	Coronary CTA reporting using new CAD-RADS and further considerations Yeon Hyeon Choe (Republic of Korea)	10.10 - 10.30 LAA closure procedure Teguh Santoso (Indonesia)	10.10 - 10.30 Early detection of fetal cardiac anomaly using CMR Su Zhen (China)	10.10 - 10.30 CMR evaluation in infiltrative cardiomyopathy Jung Im Jung (Republic of Korea)		
10.30 - 10.40	Discussion	10.30 - 10.40 Discussion	10.30 - 10.40 Discussion	10.30 - 10.40 Discussion		

Educational Course

Introduction for Adult Cardiac Imaging

- Place : Pecatu Hall 1
- Time : 13.00 - 15.10
- Participants : app. 70 people



Introduction for Adult Cardiac Imaging

- Place : Pecatu Hall 12
- Time : 12.30 - 15.00
- Participants : app. 50 people



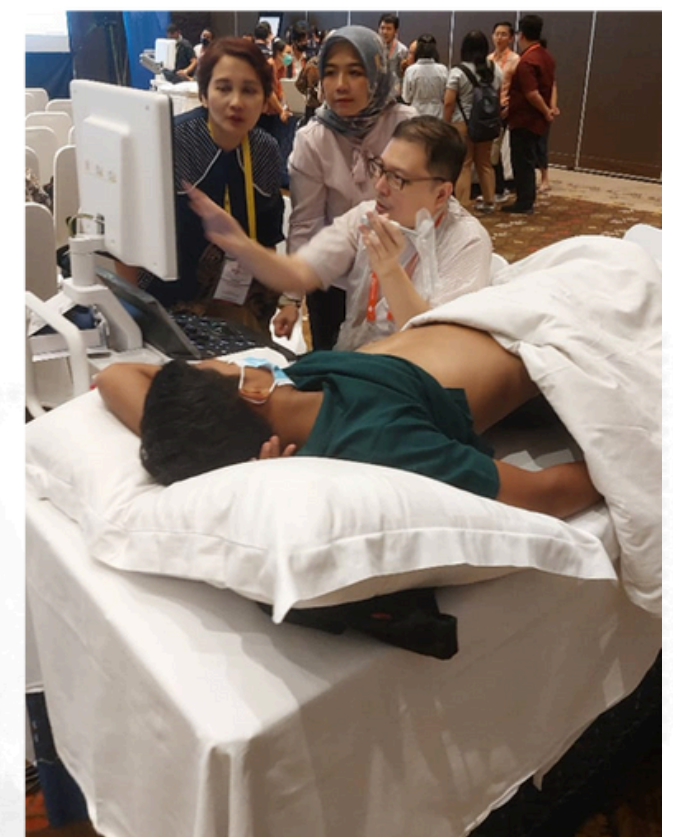
13.00 - 15.10	Educational Course 1 Introduction for Cardiac Imaging : Anatomy and Function Moderator: Tae-Hwan Lim (Republic of Korea) & Mira Yuniarti (Indonesia) Pecatu Hall 1
13.00 - 13.20	Cardiac Anatomy and Function Assessment Based on CT Michelle Williams (UK)
13.20 - 13.40	Cardiac Anatomy and Function Assessment Based on CMR Karen Ordovas (USA)
13.40 - 14.00	Cardiac Anatomy and Function Assessment Based on Echo Lusiani Rusdi (Indonesia)
14.00 - 14.10	Discussion
14.10 - 15.10	Case Demonstration of Adult Cardiac Anatomy and Function Assessment Using CT and CMR Course Director: Heltara Ramandika (Indonesia) Panel discussion in CMR Heltara Ramandika (Indonesia) & Elizabeth YY Yoon (Republic of Korea)

12.30 - 15.00	Educational Course 2 Basic Cardiac Anatomy for Congenital Heart Disease Moderator: Sarah Rafika (Indonesia) & Jou - Hsuan Huang (Taiwan) Pecatu Hall 2
12.30 - 12.50	Cardiac Anatomy for CHD Based on CT, CMR Shyh-Jye Chen (Taiwan)
12.50 - 13.10	Cardiac Anatomy for CHD Based on Echocardiography Oktavia Lilyasari (Indonesia)
13.10 - 13.30	The Role of Invasive Diagnostic Procedure in Complex CHD Mulyadi M. Djer (Indonesia)
13.30 - 13.40	Discussion
13.40 - 14.00	Integrated Cardiovascular MRI Solutions Anna Lerman - Philips
14.00 - 15.00	Dry Workshop-Panel discussion Congenital Heart Disease (Case demonstration using Visus) Course Director: Mohamad Yanuar Amal (Indonesia) Panelists: Shyh-Jye Chen (Taiwan)

Case Demonstration



Hands - on Echocardiography Workshop Adult



- Place : Pecatu Hall 1 &2
- Participants : app. 70 people

Hands - on Echocardiography Workshop Pediatric



Symposium



Faculty Welcome Dinner

Thursday, 10th Aug, 18.30 – 20.00, Taman Jepun (BNDC)



Welcome speech from Congress chief Executive Jacob Pandelaki, MD and President of ASCI Bin Lu, MD

Opening Ceremony

Friday, 11th Aug, 09.40 - 10.30 , Pecatu Hall 1 & 2 (BNDC)



Exhibition Opening Ceremony



Exhibition Area



- 10 sponsored booth
- 1 booth for ASCI Office
- 2 table for local product

Cultural Dinner

Friday, 11th Aug, 19.00-22.00, Budaya Cultural Theater - Nusa Dua Beach Hotel & Spa

16th ASCI
Congress of
Asian Society of Cardiovascular Imaging
Bali Nusa Dua Convention Center (BNCC)
Bali, Indonesia

Galia Dinner

Friday, 11th August 2023 - 19.00 - 22.00
at Budaya Cultural Theatre, Nusa Dua Beach Hotel & Spa Bali

SECRETARIAT:
▲ Ms. Silvia
📍 JOMPLONG PERKANTORAN DUTA MERLIN BLOK C 35 - 38
4. Gajah Mada 3 - 3, Jakarta 10130
☎️ Telp. +6221-6386-9902
📱 Mobile +62 816-995-230
✉️ Email asc2023@pharma-pro.com
silvia@pharma-pro.com

REGISTRATION FEE
IDR 500.000
USD 30

SCAN FOR REGISTRATION





Free Paper

FREE PAPER SCHEDULE			
ORAL PRESENTATION		E-POSTER PRESENTATION	
1	10:00 - 10:15	10:00 - 10:15	10:00 - 10:15
2	10:15 - 10:30	10:15 - 10:30	10:15 - 10:30
3	10:30 - 10:45	10:30 - 10:45	10:30 - 10:45
4	10:45 - 11:00	10:45 - 11:00	10:45 - 11:00
5	11:00 - 11:15	11:00 - 11:15	11:00 - 11:15
6	11:15 - 11:30	11:15 - 11:30	11:15 - 11:30
7	11:30 - 11:45	11:30 - 11:45	11:30 - 11:45
8	11:45 - 12:00	11:45 - 12:00	11:45 - 12:00
9	12:00 - 12:15	12:00 - 12:15	12:00 - 12:15
10	12:15 - 12:30	12:15 - 12:30	12:15 - 12:30
11	12:30 - 12:45	12:30 - 12:45	12:30 - 12:45
12	12:45 - 13:00	12:45 - 13:00	12:45 - 13:00
13	13:00 - 13:15	13:00 - 13:15	13:00 - 13:15
14	13:15 - 13:30	13:15 - 13:30	13:15 - 13:30
15	13:30 - 13:45	13:30 - 13:45	13:30 - 13:45
16	13:45 - 14:00	13:45 - 14:00	13:45 - 14:00
17	14:00 - 14:15	14:00 - 14:15	14:00 - 14:15
18	14:15 - 14:30	14:15 - 14:30	14:15 - 14:30
19	14:30 - 14:45	14:30 - 14:45	14:30 - 14:45
20	14:45 - 15:00	14:45 - 15:00	14:45 - 15:00
21	15:00 - 15:15	15:00 - 15:15	15:00 - 15:15
22	15:15 - 15:30	15:15 - 15:30	15:15 - 15:30
23	15:30 - 15:45	15:30 - 15:45	15:30 - 15:45
24	15:45 - 16:00	15:45 - 16:00	15:45 - 16:00
25	16:00 - 16:15	16:00 - 16:15	16:00 - 16:15
26	16:15 - 16:30	16:15 - 16:30	16:15 - 16:30
27	16:30 - 16:45	16:30 - 16:45	16:30 - 16:45
28	16:45 - 17:00	16:45 - 17:00	16:45 - 17:00
29	17:00 - 17:15	17:00 - 17:15	17:00 - 17:15
30	17:15 - 17:30	17:15 - 17:30	17:15 - 17:30
31	17:30 - 17:45	17:30 - 17:45	17:30 - 17:45
32	17:45 - 18:00	17:45 - 18:00	17:45 - 18:00
33	18:00 - 18:15	18:00 - 18:15	18:00 - 18:15
34	18:15 - 18:30	18:15 - 18:30	18:15 - 18:30
35	18:30 - 18:45	18:30 - 18:45	18:30 - 18:45
36	18:45 - 19:00	18:45 - 19:00	18:45 - 19:00
37	19:00 - 19:15	19:00 - 19:15	19:00 - 19:15
38	19:15 - 19:30	19:15 - 19:30	19:15 - 19:30
39	19:30 - 19:45	19:30 - 19:45	19:30 - 19:45
40	19:45 - 20:00	19:45 - 20:00	19:45 - 20:00
41	20:00 - 20:15	20:00 - 20:15	20:00 - 20:15
42	20:15 - 20:30	20:15 - 20:30	20:15 - 20:30
43	20:30 - 20:45	20:30 - 20:45	20:30 - 20:45
44	20:45 - 21:00	20:45 - 21:00	20:45 - 21:00
45	21:00 - 21:15	21:00 - 21:15	21:00 - 21:15
46	21:15 - 21:30	21:15 - 21:30	21:15 - 21:30
47	21:30 - 21:45	21:30 - 21:45	21:30 - 21:45
48	21:45 - 22:00	21:45 - 22:00	21:45 - 22:00
49	22:00 - 22:15	22:00 - 22:15	22:00 - 22:15
50	22:15 - 22:30	22:15 - 22:30	22:15 - 22:30
51	22:30 - 22:45	22:30 - 22:45	22:30 - 22:45
52	22:45 - 23:00	22:45 - 23:00	22:45 - 23:00
53	23:00 - 23:15	23:00 - 23:15	23:00 - 23:15
54	23:15 - 23:30	23:15 - 23:30	23:15 - 23:30
55	23:30 - 23:45	23:30 - 23:45	23:30 - 23:45
56	23:45 - 24:00	23:45 - 24:00	23:45 - 24:00
57	24:00 - 24:15	24:00 - 24:15	24:00 - 24:15
58	24:15 - 24:30	24:15 - 24:30	24:15 - 24:30
59	24:30 - 24:45	24:30 - 24:45	24:30 - 24:45
60	24:45 - 25:00	24:45 - 25:00	24:45 - 25:00



Paper : 139 paper

- Oral presentation : 60 paper
- Poster : 79 paper

- Oral presentation 1 = 7 participants
- Oral presentation 2 = 8 Participant

Oral Presentation Session

The 1st Winner of Oral Presentation Session

- Title Presentation : Initial Clinical Experience with Coronary CTA Performed On Photon Counting CT (PCCT) -Analysis of Radiation Dose and Image Quality
- Institution : Mt Elizabeth Hospital
- Name : John Hoe

The 2nd Winner of Oral Presentation Session

- Title Presentation : CMR Imaging-Based Risk Stratification for Patients with Dilated Cardiomyopathy and Severe Left Ventricular Dysfunction: Improving Clinical Decision-Making for Better Outcomes
- Institution : Mt Elizabeth Hospital
- Name : John Hoe

The 3rd Winner of Oral Presentation Session

- Title Presentation : Association of Aortic Flow Derived from 4d Flow Cardiovascular Magnetic Resonance Imaging with Ageing and Exercise Capacity
- Institution : National Heart Centre Singapore
- Name : Xiaodan Zhao

E-Poster Session

The 1st Winner of Oral Presentation Session

- Title Presentation : Coronary Artery Dimensions and Associated Symptoms in Patients with Hypertrophic Cardiomyopathy: Comparison with Normal Population Using Coronary CT Angiography
- Institution : Chung-Ang University Hospital, Republic of Korea
- Name : Min Jae Cha

The 2nd Winner of Oral Presentation Session

- Title Presentation : Microvascular Dysfunction in Patients with Idiopathic Dilated Cardiomyopathy: Quantitative Assessment with Phase Contrast Cine Magnetic Resonance Imaging of the Coronary Sinus
- Institution : Mie University Hospital, Japan
- Name : Masafumi Takafuji

The 3rd Winner of Oral Presentation Session

- Title Presentation : What a Radiologist Needs to Know for Proper Measurement and Diagnosis of Aortic Disease: Under the 2022 ACC/AHA Guidelines
- Institution : College of Medicine, Dong-A University, Republic of Korea
- Name : Eun-Ju Kang

Closing Ceremony

Saturday, August 12th 2023, 14.00- 14.35 WIB, Pecatu Hall 1 & 2

